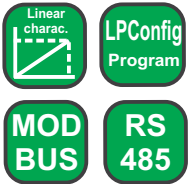


P18 TEMPERATURE AND HUMIDITY TRANSDUCER
P18L TEMPERATURE OR HUMIDITY TRANSDUCER

FEATURES:



INPUT:



OUTPUTS:



only P18L



only P18

GALVANIC ISOLATION:

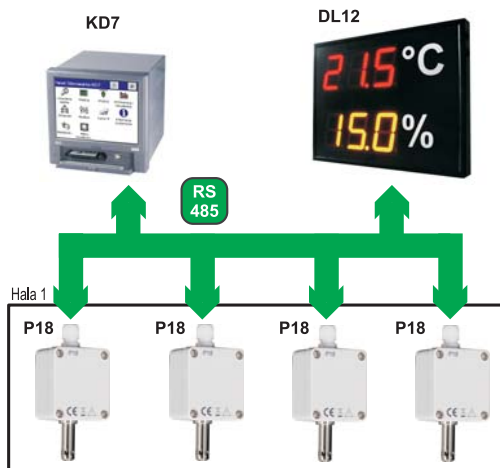


only P18



- Built-in temperature and humidity sensor.
- Calculation of selected physical quantities (dew-point temperature, absolute humidity) – (only P18).
- 2 analog outputs 0/4...20 mA or 0...10 V (P18 option).
- Supply from current loop (P18L).
- Standard d.c. current or d.c. voltage output signal (only P18).
- Storage of measured and calculated maximum and minimum values (only P18).

EXAMPLE OF APPLICATION



Measurement and recording of temperature and humidity.

INPUTS

Input type	Measuring range	Error
Temperature	-30 .. -20 .. 60 .. 80°C	+/- 0.5%
Relative humidity	0 .. 100%	+/- 2% for RH = 10 .. 90% +/- 3% for RH in the remaining range

OUTPUTS

Output type	Admissible load resistance	Remarks
4 .. 20 mA	$R_{load} \leq 100 \Omega$	for P18
	$R_{load} \leq 500 \Omega$	P18L
0 .. 10 V	$R_{load} \geq 1 k\Omega$	only P18

DIGITAL INTERFACE

Interface type	Transmission mode	Baud rate
RS-485 Modbus RTU	8N1, 8N2, 8E1, 8O1	4,8; 9,6; 19,2; 38,4; 57,6 kbit/s

EXTERNAL FEATURES

Overall dimensions	38 × 58 × 118 mm
Weight	125 g
Protection grade	ensured by the casing: IP65
Fixing	on a wall

RATED OPERATING CONDITIONS

Supply voltage	P18	9 .. 24 V d.c./a.c	input power < 2 VA
	P18L	19 .. 30 V d.c.	input power < 1.5 VA
Temperature	ambient: -20...23...60°C		
Humidity	< 95%		inadmissible condensation
Operating position	any		in application not exposed to water contact
	sensor chamber towards the earth		in application exposed to water contact
Preheating time	15 minutes		
Air flow rate	$\geq 0.4 m/s$		

Export department:
 English: +48 68 32 95 302 / 321 / 276 / 386 / 233
 German: +48 68 32 95 305
 French: +48 68 32 95 304
 Russian: +48 68 32 95 321
 Fax: +48 68 32 54 091
 e-mail: export@lumel.com.pl
 LUMEL S.A.
 ul. Sulechowska 1
 65-022 Zielona Góra
 POLAND
WWW.LUMEL.COM.PL

SAFETY AND COMPATIBILITY REQUIREMENTS

Electromagnetic compatibility	noise immunity	acc. to EN 61000-6-2
	noise emissions	acc. to EN 61000-6-4
Isolation between circuits	basic	acc. to EN 61010-1
Pollution level	2	
Installation category	III	
Maximal phase-to-earth operating voltage	50 V	
Altitude a.s.l.	< 2000 m	

CONNECTION DIAGRAM

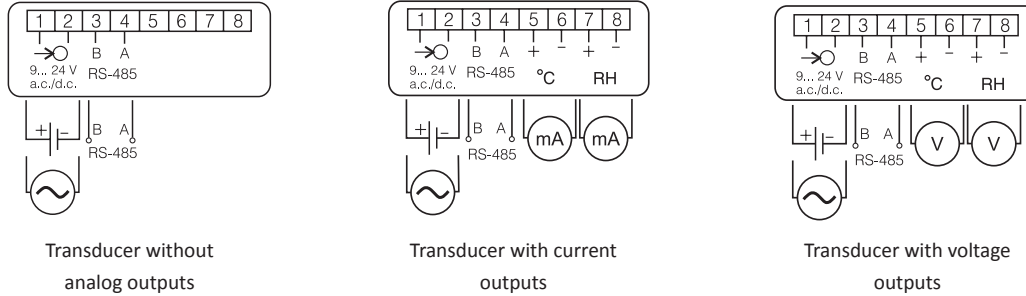


Fig. 1 Connection way of electric signals – P18.

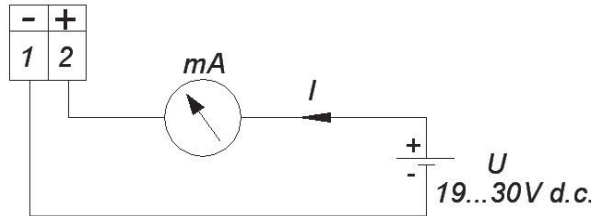


Fig. 2 Connection way of electric signals – P18L

ORDERING

	P18	X	XX	X
Analog outputs:				
without analog outputs		0		
current output 4...20 mA		1		
voltage output 0...10 V		2		
Version:				
standard			00	
custom-made*			XX	
Acceptance tests:				
without extra quality requirements				8
with an extra quality inspection certificate				7
according to customer's request *				X

* After agreeing with the manufacturer.

ORDER EXAMPLE:

The code: **P18 - 1 - 00 - 8** means: temperature and humidity transducer of P18 type, with a current analog output: 4...20 mA, standard version, without extra quality requirements. If required, one must additionally order a sensor protection shield acc. to the table 1, eg. shield 08744-490-014 means a filter made of sintered bronze.

	P18L	XX	X
Version:			
standard		00	
custom-made*		XX	
Acceptance tests:			
without extra quality requirements			8
with an extra quality inspection certificate			7
according to customer's request*			X

* - After agreeing with the manufacturer.

ORDER EXAMPLE:

The code: **P18L - 00 - 8** means: temperature and humidity transducer of P18L type, standard version, without extra quality requirements. If required, one must additionally order a sensor protection shield acc. to the table 1, eg. shield 08744-490-016 means a membrane filter.

Table 1

Order code	Design	Name	Construction	Features	Typical application
0874-490-016		Membrane filter	Casing made of PCV, membrane of teflon, laminated by a film. Pore size: 1 µm	Mean filtration effect. Maximal temp.: up to 80 °C Response time: t10/90:15 s	Building automation. In rooms with low pollution.
0874-490-015		Filter made of teflon	Sintered teflon. Pore size: 50 µm	High chemical resistance. Maximal temp.: up to 180 °C Response time: t10/90:14 s	Drying process in chemical applications.
0874-490-014		Filter made of sintered bronze	Sintered bronze. Pore size: 60 µm	High mechanical resistance. To co-operate in high pollution environments. Applied at small air humidity Response time: t10/90:10 s	Agricultural applications.

SEE ALSO:



KD7 recorder.




Interface converter USB/RS-485 - PD10.



Tricolour digital display for outdoor application -DL21.



LUMEL-PROCES software.



For more information about LUMEL's products please visit our website: www.lumel.com.pl

Export department:

English: +48 68 32 95 302 / 321 / 276 / 386 / 233
German: +48 68 32 95 305
French: +48 68 32 95 304
Russian: +48 68 32 95 321
Fax: +48 68 32 54 091
e-mail: export@lumel.com.pl

LUMEL S.A.
 ul. Sulechowska 1
 65-022 Zielona Góra
 POLAND
WWW.LUMEL.COM.PL